



FÉDÉRATION INTERNATIONALE DE GYMNASTIQUE



FIG Apparatus Norms

II
RG 2-6
01.01.2018
71

Rope, Hoop, Ball, Clubs, Ribbon

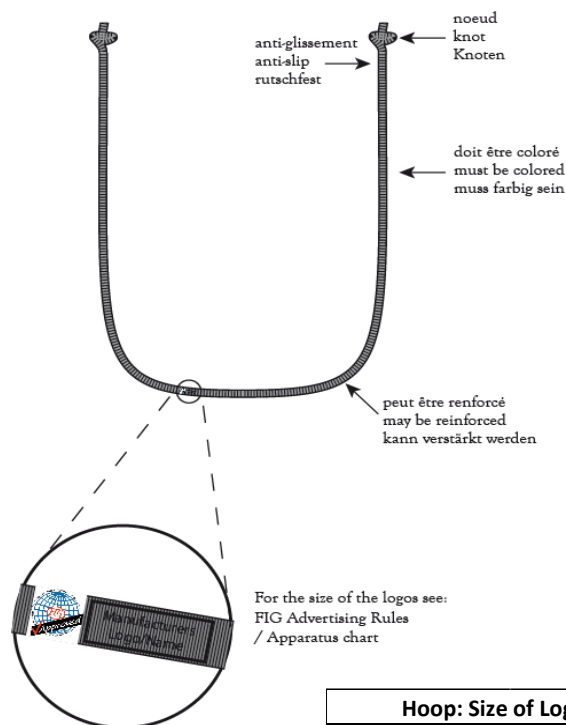
Use • Rhythmic Gymnastics

All hand apparatuses which are supposed to be used at FIG sanctioned events shall have markings according to FIG rules. The markings shall not be removable.
At FIG sanctioned events only FIG approved hand apparatuses shall be used.

Construction / Description of material, measurements

RG 2 Rope	Material: Hemp or similar suitable material Length: Optional for Senior and Junior Gymnasts Thickness: Uniform or reinforced in the centre. Shape: Both rope-ends, with or without knots. Without wooden-handle. May be wrapped with a thin non-slip material in a length corresponding to the width of a hand. Colour: Optional. Bright colour preferred
RG 3 Hoop	Material: Wood or synthetics Weight: 300 g. minimum (260 g. min for Juniors) The weight specification shall be fulfilled unwrapped. Inner diam.: 800 – 900 mm Senior Gymnasts 700 – 900 mm Junior Gymnasts Can be wrapped Colour: Optional. Bright colour preferred.
RG 4 Ball	Material: Rubber or soft plastic, antistatic Weight: 400 g. minimum Diameter: 180 – 200 mm Senior and Junior Gymnasts Colour: Optional. Bright colour preferred.
RG 5 Clubs	Material: Wood or synthetics Length: 400 – 500 mm Senior and Junior Gymnast Weight: 150 g. min. The weight specification shall be fulfilled unwrapped. Shape: Bottle shape Diameter of the head: 30 mm max. Colour: Optional. Bright colour preferred. Can be wrapped. (The head of the clubs must be fixed firmly to the neck of the apparatus. It shall not rotate)
RG 6 Gymnastic Ribbons	<i>Ribbon:</i> Material: Satin or similar Length: Total length 6 m (min) in one piece (5 m min for Juniors). The part at which the ribbon is attached to the cane is doubled in a length of 1 m ± 0,1 m. Weight: 35 g. minimum, without the cane (30 g. min. for Juniors) Width: 40 – 60 mm Colour: Optional. Bright colour preferred.
RG 6 Gymnastic Ribbons Cane	<i>Cane:</i> Material: Wood, bamboo, fibreglass or synthetics Length: 500 – 600 mm Diameter: maximum 10 mm at the thickest point. Shape: cylindrical or conic. The handle may be wrapped in a thin anti-slip material with a length of 100 mm max. Colour: Optional. <i>Fixture:</i> Material: cord, nylon-thread or similar item, or moveable ring resp. a swivel attached to the cane. Length: 70 mm maximum

Rope, Hoop, Ball



Rope: Size of Logos

"Manufacturers Logo/Name"		
(all values in mm)	value	Tolerance ±
width	10 mm	± 2 mm
length	30 mm	± 2 mm

"FIG Approved"		
(all values in mm)	value	Tolerance ±
width	10 mm	± 2 mm
length	10 mm	± 2 mm

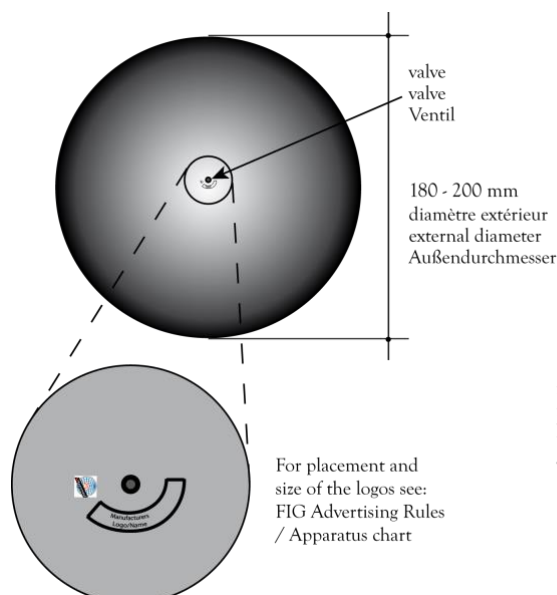
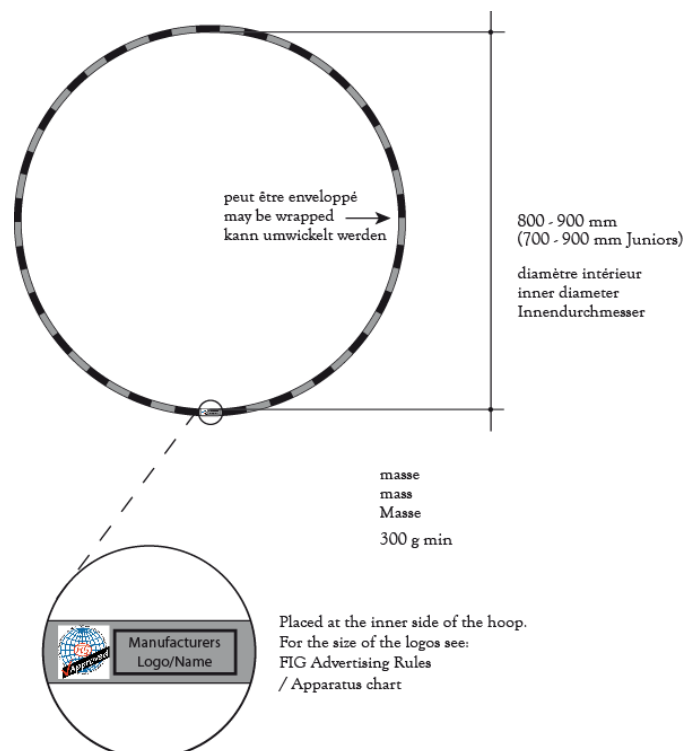
Remark: The FIG Logo can be turned to arrange the same orientation as the Manufacturers Logo/Name

Hoop: Size of Logos

"Manufacturers Logo/Name"		
(all values in mm)	value	Tolerance ±
width	10 mm	± 2 mm
length	30 mm	± 2 mm
Position on the right side and on the middle axes	at the inner side of the hoop	-

"FIG Approved"		
(all values in mm)	value	Tolerance ±
width	10 mm	± 2 mm
length	10 mm	± 2 mm
Position on the left side and on the middle axes	at the inner side of the hoop	-

Remark: The FIG Logo can be turned to arrange the same orientation as the Manufacturers Logo/Name



Ball: Size of Logos

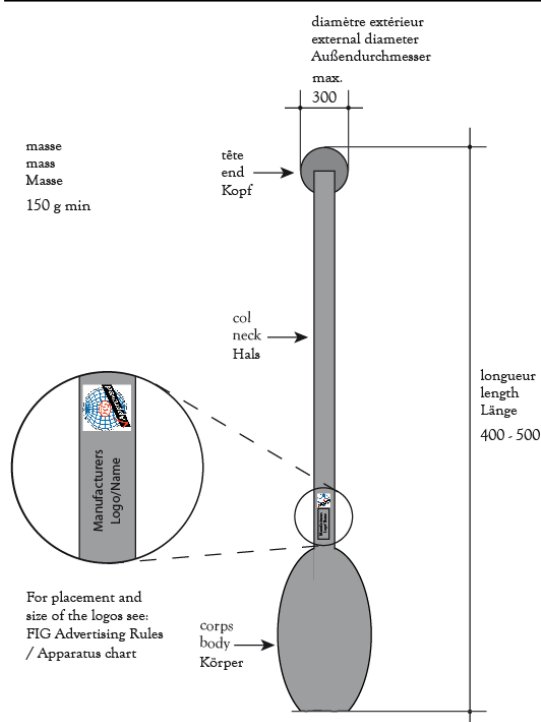
"Manufacturers Logo/Name"		
(all values in mm)	value	Tolerance ±
width	10 mm	± 2 mm
length	30 mm	± 2 mm
Distance from the valve	10 mm	± 5 mm

Remark: The Manufacturers Logo can be rectangular or curved as indicated in the drawing.

"FIG Approved"		
(all values in mm)	value	Tolerance ±
width	10 mm	± 2 mm
length	10 mm	± 2 mm
Distance from the valve	10 mm	± 5 mm

Remark: The FIG Logo can be turned to arrange the same orientation as the Manufacturers Logo/Name.

Clubs, Ribbon



toutes longueurs en mm
all lengths in mm
alle Längen in mm

Clubs: Size of Logos

"Manufacturers Logo/Name"		
(all values in mm)	value	Tolerance ±
width	10 mm	± 2 mm
length	30 mm	± 2 mm
Distance to the body	20 mm	± 5 mm

"FIG Approved"		
(all values in mm)	value	Tolerance ±
width	10 mm	± 2 mm
length	10 mm	± 2 mm

Remark: The FIG Logo can be turned to arrange the same orientation as the Manufacturers Logo/Name

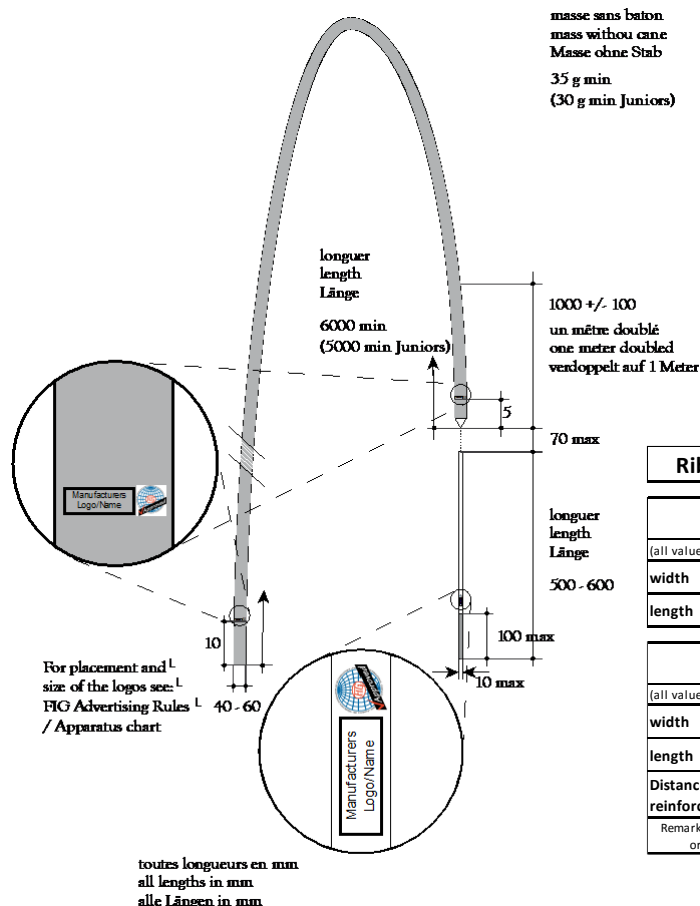
Ribbon: Size of Logos

"Manufacturers Logo/Name"		
(all values in mm)	value	Tolerance ±
width	10 mm	± 2 mm
length	30 mm	± 2 mm

"FIG Approved"		
(all values in mm)	value	Tolerance ±
width	10 mm	± 2 mm
length	10 mm	± 2 mm

Position at the beginning of the Ribbon (Cane's side) and at the end of the Ribbon		
Distance from the end	100 mm	± 20 mm
Distance from the beginning	50 mm	± 10 mm

Remark: The FIG Logo can be turned to arrange the same orientation as the Manufacturers Logo/Name



Ribbons Cane: Size of Logos

"Manufacturers Logo/Name"		
(all values in mm)	value	Tolerance ±
width	10 mm	± 2 mm
length	30 mm	± 2 mm

"FIG Approved"		
(all values in mm)	value	Tolerance ±
width	10 mm	± 2 mm
length	10 mm	± 2 mm
Distance to the 100 mm reinforcement	10 mm	± 2 mm

Remark: The FIG Logo can be turned to arrange the same orientation as the Manufacturers Logo/Name